

Planmeca Viso™ family

The next generation has arrived



ENGLISH

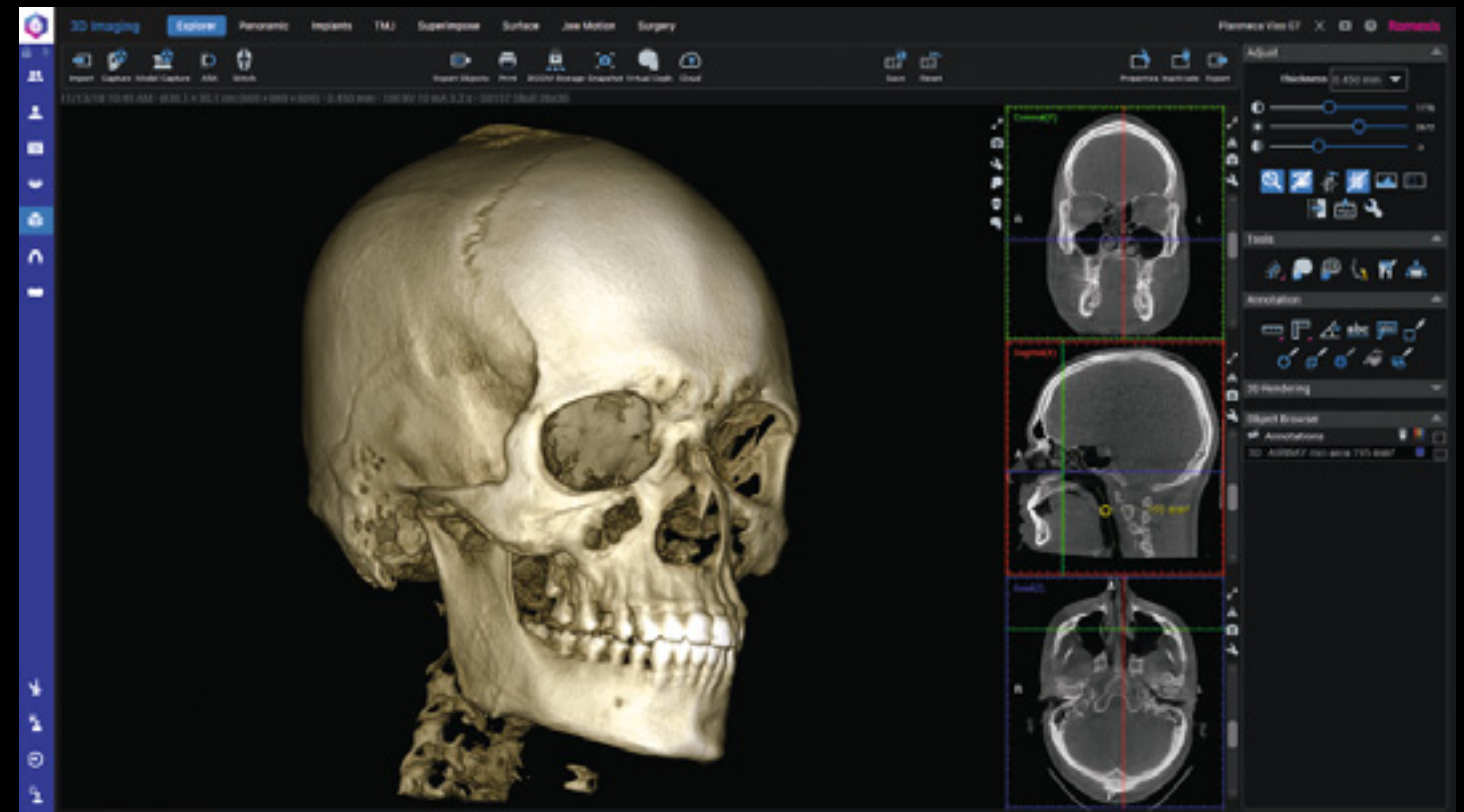
PLANMECA

Exceptional CBCT imaging

Our *Planmeca Viso™* imaging units are an impressive step forward in the evolution of cone beam imaging. They possess all the qualities of world class CBCT units – and more. The units can fulfil the needs of demanding maxillofacial imaging in all clinical environments, from private clinics to large hospitals. The next generation of CBCT imaging is here in full force!

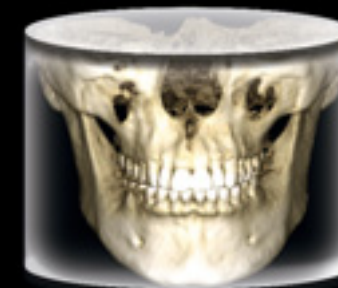


- ✓ Planmeca CALM™ movement artefact correction
- ✓ Planmeca Ultra Low Dose™ imaging
- ✓ Tube voltage 120 kV
- ✓ Endodontic mode
- ✓ 3D dental programs
- ✓ 3D ENT programs
- ✓ 3D face photo
- ✓ 3D models scan
- ✓ 4D jaw motion
- ✓ 2D panoramic imaging
- ✓ Cephalometric imaging, one-shot



Two models

Our *Planmeca Viso™* CBCT imaging unit family now consists of two models – both offering exceptional image quality, numerous cutting-edge features, and premium usability. The units are capable of three-dimensional imaging, as well as panoramic, extraoral bitewing, and cephalometric imaging.



Planmeca Viso™ G5

Single 20 x 10 cm scans covering the entire jaw area can be acquired without the need for stitching. The volume size can be adjusted freely from 3 x 3 to 20 x 17 cm.



Planmeca Viso™ G7

Single 19 x 30 cm scans covering the entire maxillofacial area can be acquired without the need for stitching. The volume size can be adjusted freely from 3 x 3 to 30 x 30 cm.

Usability like never before

Planmeca Viso™ CBCT units offer a completely renewed imaging workflow. From innovative patient positioning to intelligent FOV adjustments, the units elevate the imaging experience to a new level, while also providing exceptional comfort for patients.



Live virtual FOV positioning

Patient positioning is done directly from the control panel utilising integrated cameras and a live patient view. Users can freely adjust the size and location of the FOV flexibly with the tips of their fingers.

Freely adjustable volume

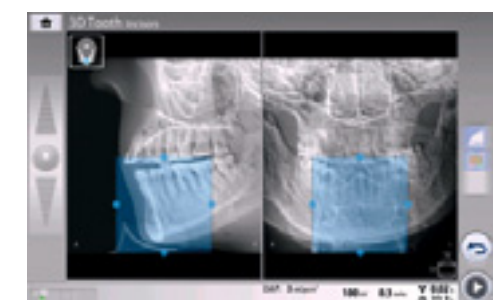
Planmeca Viso™ units offer wide volume selections to cover all clinical needs – from single tooth to full skull imaging. The volume size can be adjusted freely. The units' remarkable 3D sensor is also fully capable of 2D imaging.

Intelligent patient support

Planmeca Viso units have an occipital support that provides stability without compromising patient comfort. The new support does not cover a patient's ears in a 3D face photograph and can also be used without the chin cup thanks to the Planmeca CALM™ movement artefact correction algorithm.

Planmeca PlanID™ connectivity

With integrated RFID connectivity, Planmeca Viso units open up new possibilities for patient and user identification. Our Planmeca PlanID™ sign-in system allows users to quickly access their personalised settings on any Planmeca Viso unit.



The size and location of the FOV can still be readjusted from the scout view.

Premium image quality

Image quality is among the most important factors in CBCT imaging. Planmeca Viso™ units shine in this area, as they allow you to capture crystal-clear images in all situations. Options for ultra low dose imaging, patient movement correction, noise removal, and metal artefact reduction are available as standard features.



120 kV tube voltage

120 kV tube voltage enables optimised image quality for challenging imaging cases – reducing artefacts and ensuring higher contrast images.

Movement artefact correction

Our new iterative **Planmeca CALM™** movement correction algorithm is excellent for imaging more lively patients. It eliminates the need for retakes by cancelling the effects of patient movement.

Planmeca Ultra Low Dose™ imaging

All our CBCT units offer the unique **Planmeca Ultra Low Dose™** imaging protocol. It allows you to acquire 3D images at significantly lower effective patient doses without a statistical reduction in image quality.

Metal artefact reduction

Metal restorations and root fillings can cause shadows and streaks in CBCT images. Our **Planmeca ARA™** algorithm removes these artefacts efficiently and reliably.

Noise removal

Our **Planmeca AINO™** algorithm is a fantastic way to achieve noise-free images without losing valuable details. It improves image quality when using small voxel sizes and allows lowering exposure values by reducing noise.

New Planmeca ProFace® photos

Planmeca Viso™ introduces a new way of capturing **Planmeca ProFace®** facial photos. Its sensor has four built-in cameras and LED light strips for capturing highly detailed 3D photographs. They can be combined with model scans of patients to enrich 3D treatment plans.

Planmeca ProCeph™ option

Planmeca Viso units can also be equipped with the **Planmeca ProCeph™** one-shot cephalostat. One-shot ceph acquisition takes less than a second and eliminates the risk of patient movement. It is particularly beneficial when imaging young children and other patients that have a tendency to move during imaging.



Planmeca Oy designs and manufactures a full line of industry-leading dental equipment, including 3D and 2D imaging devices, CAD/CAM solutions, dental care units and software. Planmeca Oy, the parent company of the Finnish Planmeca Group, is strongly committed to better care through innovation, and it is the largest privately held company in the field.

Follow us on social media!



PLANMECA

Asentajankatu 6 | 00880 Helsinki | Finland | tel. +358 20 7795 500 | fax +358 20 7795 555 | sales@planmeca.com | www.planmeca.com

Images may contain optional items not included in standard delivery. Available configurations and features may have country or area specific variations. Some products displayed above may not be available in all countries or areas. Rights for changes reserved.

Planmeca, All in one, Anatomat Plus, Cobra, Comfy, DentreVac, Digital perfection, Economat Plus, Elegant, Flexy, Mini-dent, Perio Fresh, PlanEasyMill, Planmeca 4D, Planmeca AINO, Planmeca ARA, Planmeca CAD/CAM, Planmeca CALM, Planmeca Chair, Planmeca Clarify, Planmeca Compact, Planmeca Creo, Planmeca Emerald, Planmeca FIT, Planmeca Intra, Planmeca iRomexis, Planmeca Lumion, Planmeca Lumo, Planmeca Maximity, Planmeca Minea, Planmeca Minendo, Planmeca Minetto, Planmeca mRomexis, Planmeca Noma, Planmeca Olo, Planmeca Online, Planmeca PlanCAD, Planmeca PlanCAM, Planmeca PlanClear, Planmeca PlanDesk, Planmeca PlanID, Planmeca PlanMill, Planmeca Planosil, Planmeca PlanPure, Planmeca PlanScan, Planmeca PlanView, Planmeca ProCeph, Planmeca ProFace, Planmeca ProLD, Planmeca ProMax, Planmeca ProModel, Planmeca ProOne, Planmeca ProScanner, Planmeca ProSensor, Planmeca ProX, Planmeca Romexis, Planmeca Serenus, Planmeca SingLED, Planmeca SmartGUI, Planmeca Solanna, Planmeca Sovereign, Planmeca Ultra Low Dose, Planmeca Vision, Planmeca Viso, Planmeca Verity, Planmeca Waterline Cleaning System, Planmeca Xtremity, Proline Dental Stool, ProTouch, Saddle Stool, SmartPan, SmartTouch, Trendy, and Ultra Relax are registered or non-registered trademarks of Planmeca in various countries.