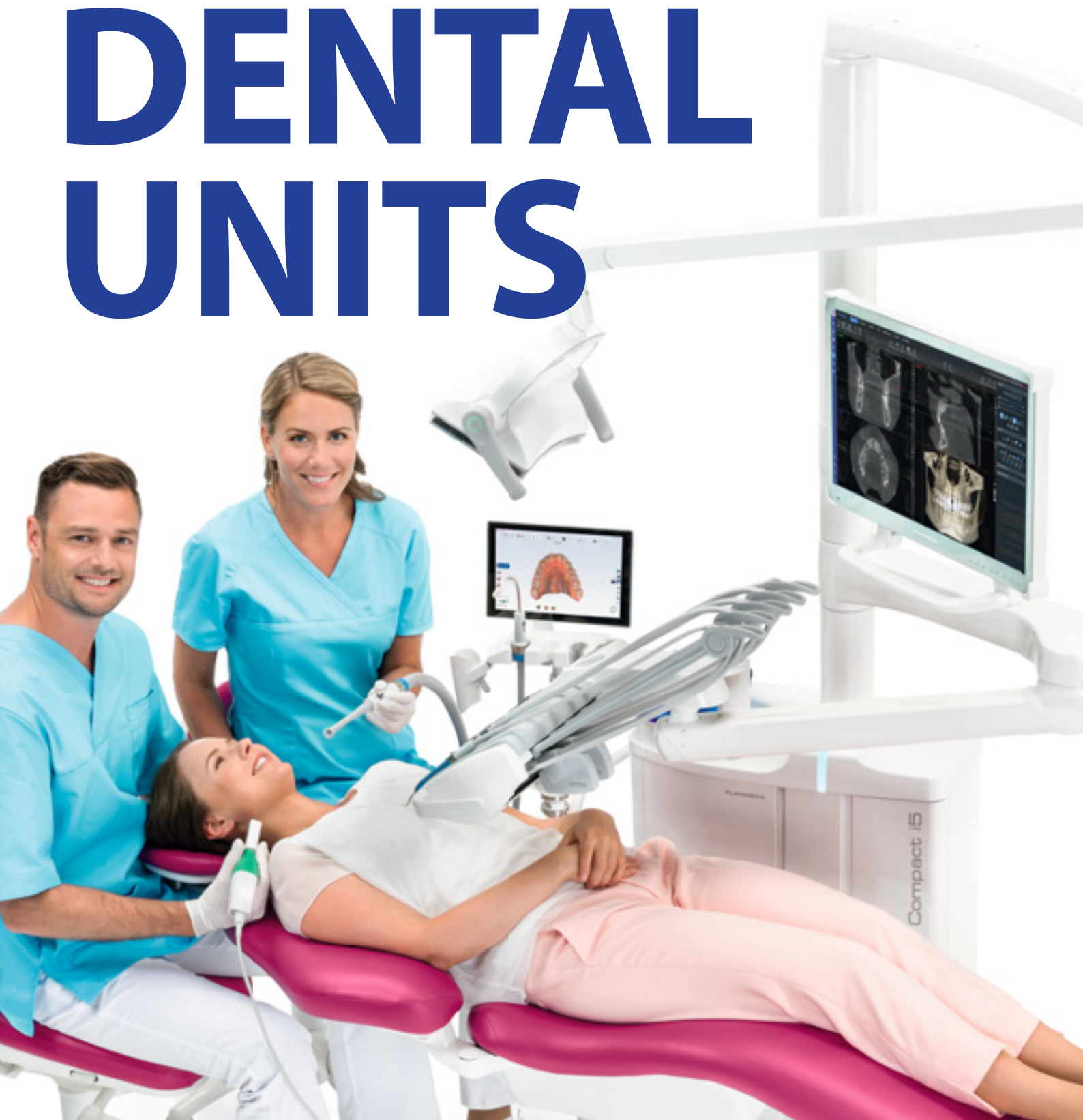


DENTAL UNITS



Exceptional quality and ergonomic design

An introduction from our President

Planmeca dental units – created for better patient care	4
Relaxed patient	6
Easy access, comfortable consultation	8
Ideal ergonomics	10
Designed to last	12
It's all in the details	14
Stand out with colour	16
Infection control is a top priority	18
Better daily operations through information	20
Choose your best companion	22
Planmeca Sovereign® Classic	24
True adaptability	26
Planmeca Compact™ i5	28
Compact, yet powerful	30
Planmeca Compact™ i Classic	32
Planmeca Chair™	34
Technical specifications	36

“It’s my pleasure to introduce you to our exceptional range of dental care units – combining the very best in ergonomics with outstanding patient comfort. I’m really proud of our product innovations, and for nearly 50 years we’ve worked closely with dental professionals to create pioneering dental units that set new standards in our field.

What makes us a bit different is that all core product development and manufacturing takes place in Finland – ensuring unmatched quality and attention to detail at every stage of the process. Our goal is to make your work safer and more pleasant, while providing your patients with the best possible treatment experience.

And we have a dedicated team of R&D professionals behind the scenes, all focused on making the highest quality products to suit your clinical needs. Therefore I'm thrilled to invite you to discover our advanced dental care units and find the perfect one for you.”

Heikki Kyöstiä
President and founder
Planmeca Group



Planmeca dental units – created for better patient care

Renowned for their beauty, durability and technical cleverness, Planmeca's dental units are designed with both the dental team and the patient in mind. Our product development is always guided by four core values: ergonomics, safety, comfort and aesthetics. By adhering to these values in everything we do, we have been able to create solutions that let dentists concentrate on providing the best patient care while technology takes care of the rest. We welcome you to explore the exceptional qualities that are a common denominator in all of our dental units.



Relaxed patient

Designed for
comfort

Our exceptional innovations make treatment sessions more comfortable and relaxing for your patients – making your work easier. With accurate positioning and support, our dental units help you focus on providing high-quality clinical treatment.

Ergonomically designed chair

The dental chair design follows the shape of the patient's body and provides firm and comfortable support. Our dental units can also be fitted with armrests to provide additional patient support.

Unbeatable patient comfort

Planmeca's **Ultra Relax™** upholstery responds to patient weight and body heat for superior patient comfort. This is especially appreciated in longer treatment sessions. A comfortably positioned patient is more relaxed, allowing you to focus on the clinical treatment.

Easy access, comfortable consultation

Our dental units offer easy access for patients of all sizes and ages and provide a comfortable upright sitting position for consultation and post-treatment examinations.



Easy entry/exit

The foldable leg rest makes it easy to enter and exit the chair – especially important for the elderly and physically challenged patients. To further support patient entry and exit, the chair can be equipped with rotating armrests.

Face-to-face consultation

Our dental units allow you to hold your initial discussion with the patient in a comfortable sitting position, while maintaining eye contact. This helps to create a relaxed atmosphere and build trust. Distractions, such as the instrument console, are kept outside of the patient's direct line of sights.

Ideal ergonomics

We work closely with dental professionals in order to find the best ways to ensure maximum comfort and exceptional quality treatment. Our dental units allow you to work either two- or four-handedly – making your work easier and more efficient.

Supporting an ergonomic workflow

Our dental units have been designed to make everyday work smoother and less stressful. The floating chair with a narrowing backrest and the small cuspidor base enable perfect access to the treatment area, allowing you to maintain an ergonomic working position throughout the day without unnecessary movement or strain. The smooth and wide delivery arm movements let you choose your preferred working position, while the ideally balanced instrument arms guarantee an ergonomic use of instruments.

The working position of your choice – perfect adaptability

- Ideal for both two-handed and four-handed dentistry
- Adapts to all positions between the 7 o'clock and the 15 o'clock position
- Enables working in a sitting or standing position



Designed to last

Our strong commitment to R&D guides everything we do. We are passionate about design and always prioritise comfort, safety and ease of use over everything else – and we do so without compromise. Our industry-leading dental units are practical, functional and beautifully designed.

**Solid, durable
and recyclable
aluminium**

Lightweight design

All Planmeca dental units have our distinctive clean and simple design, with space for you and your assistant to work freely and comfortably. Our units are highly compact because of the side-lifting mechanism of the cuspidor block.

Glossy surfaces, excellent durability

We use aluminium parts and an epoxy paint finish in our dental units for ultimate durability. Their seamless, powder-coated surfaces meet the strictest infection control requirements.

Perfect modularity

All of our units have been designed with the future in mind. That's why it's easy to upgrade our units with the latest features and innovations in dentistry.

Award-winning design

Our aim is to create durable and beautifully designed products that stand the test of time – with unmatched attention to detail. Each product we build is of the highest quality, helping convey a professional image in your dental clinic and building patient trust.

It's all in the details

Extensive light field

The **Planmeca Solanna™** operating light provides excellent visibility to every corner of the treatment area.

Easy patient documentation

All clinical data can be easily accessed, making patient documentation simple and straightforward.

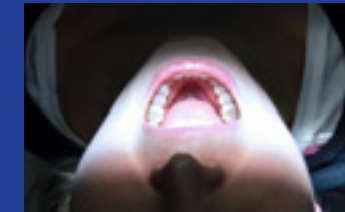
Intraoral scanner – just like any other instrument

The fast and lightweight **Planmeca Emerald™** intraoral scanner can be used, shared and operated with a foot control just like any other instrument. For an ergonomic workflow, the scanning data can be instantly viewed on your chairside tablet.

Comfortable working positions

The wide height adjustment range allows you to work comfortably in a standing position, while the very low chair position also makes it possible to treat patients who are semi-reclined.

Planmeca Solanna
– less shadows with
uniform light



**Balanced
instrument arms**
– try them and discover
the difference!



Personal settings easily available

Planmeca PlanID™ allows access to personal settings on any dental unit at a clinic with a simple flash of a card.

Ease of use – just plug and play

The intuitive touch panel is straightforward and easy to use with customisable dental unit functions, treatment position and instrument settings.

A comfortable grip and minimised strain

The world-class instrument arms offer optimal balance and support ergonomic instrument use.

Smartly designed instrument console

Our effortless console positioning allows instruments to be placed at the optimal ergonomic position. The console can also be moved to the assistant side for a smooth and efficient workflow. Instruments with quick connectors are interchangeable by user.

Foldable leg rest

The automatic leg rest makes it easy for patients to enter and exit the chair, ensuring a smooth workflow. It also provides excellent patient comfort and is practical for doctor-patient consultations and prosthodontic treatments.

Unrestricted operator access

The narrow top of the backrest allows the dental team to get as close as possible to the treatment area.

Extensive legroom

The floating chair and small cuspidor base maximise legroom for both dentist and assistant – allowing the whole team to get as close as possible to the patient.

Wireless foot control

The foot control can be positioned freely and used to carry out all the necessary functions. You can also use the foot control to operate Planmeca's intraoral scanners.

Stand out with colour

Complement the splendid design of your dental unit by giving it a personal touch with your favourite colours. Select the perfect one from our inspiring collection and create the look of your dreams!

High-quality upholstery for enduring comfort

The **Comfy™** upholstery is made of durable artificial leather. The thin shape ensures excellent reach to the treatment area and the seamless design allows easy upkeep and enhanced infection control.

Made of extremely durable artificial leather and viscoelastic memory foam, the **Ultra Relax™** upholstery adapts perfectly to patient's body shape, allowing them to stay relaxed even during the longest treatment sessions.

Beautiful and bright colours

Both Comfy and Ultra Relax upholstery series come in a wide range of stylish colours.



Fuchsia	Ultra Relax ✓	Comfy ✓
Cassis	Ultra Relax ✓	
Purple	Ultra Relax ✓	Comfy ✓
Red	Ultra Relax ✓	Comfy ✓
Sun	Ultra Relax ✓	
Lime	Ultra Relax ✓	Comfy ✓
Metallic Pine	Ultra Relax ✓	
Petrol	Ultra Relax ✓	Comfy ✓
Sky	Ultra Relax ✓	Comfy ✓
Azure	Ultra Relax ✓	Comfy ✓
Steel Blue		Comfy ✓
Deep Sea Blue		Comfy ✓
Metallic Blue	Ultra Relax ✓	
Baltic	Ultra Relax ✓	
Dark Blue		Comfy ✓
Diplomat Blue	Ultra Relax ✓	
Hazel		Comfy ✓
Taupe	Ultra Relax ✓	
Walnut	Ultra Relax ✓	
Coffee		Comfy ✓
Metallic Silver	Ultra Relax ✓	
Metallic Gold	Ultra Relax ✓	
Graphite	Ultra Relax ✓	Comfy ✓
Black	Ultra Relax ✓	Comfy ✓



Infection control is a top priority

Infection control and clean water have always been essential elements in our product design and development. Years of close collaboration with leading dental universities in the field of microbiology have resulted in comprehensive and scientifically proven solutions for both external and internal dental unit infection control.



Effortless use

External infection control made easy

The smooth, uniform surfaces of our dental units make cleaning easy, ensuring impeccable external infection control – a crucial element in safe dental treatment. The metal surfaces are extremely durable and resistant to cleaning agents. All critical components can also be autoclaved, and the bowl can be detached for easy cleaning.

Clean water – always

Our advanced water treatment solutions guarantee that all water entering the patient's mouth is clean, ensuring a safe environment for both patient and dental team. The highly automated systems ensure that no microbial biofilm begins to form in the dental unit waterlines. You can select either periodical or continuous disinfection according to your preferences.



Superior results for cleaner suction tubes

We have designed an innovative system for cleaning suction tubes and filters. The **Planmeca Suction Tube Cleaning System (STCS)** significantly simplifies and automates the disinfection process of dental units – ensuring a safe treatment environment and a cleaner suction system overall.

The efficiency of the Planmeca STCS has been established in an independent study* conducted at the Dublin Dental University Hospital.

* Boyle MA, O'Donnell MJ, Russell RJ, Galvin N, Swan J, Coleman DC. Overcoming the problem of residual microbial contamination in dental suction units left by conventional disinfection using novel single component suction handpieces in combination with automated flood disinfection. Journal of Dentistry. 2015. 43(10):1268-1279. doi: 10.1016/j.jdent.2015.07.018. PMID: 26248229.

Better daily operations through information

Take the efficiency of your clinic to the next level with real-time information on networked equipment usage and events. Our **Romexis® Clinic Management** software offers several usability and quality assurance benefits for local users, whereas **Romexis® Insights** allows you to remotely monitor your clinic from anywhere.

Key benefits of networked equipment:

Planmeca equipment can be networked to gather valuable data on their use.

- Enhance operational planning – patient chair time visible for digital dental units equipped with integrated patient occupancy sensors
- Use detailed event logs to improve quality assurance – including infection control and radiation hygiene
- Maximise unit uptime with fast and accurate trouble-shooting

Romexis® Clinic Management – fluent and safe use of equipment

- Access personalised dental unit settings easily with **Planmeca PlanID™**
- See clear graphical overviews of a clinic – showing unit status, occupancy, and users
- Achieve time savings with scheduled flushings and mass software updates
- Enable local network access

Romexis® Insights – consolidated online monitoring of all equipment

- Monitor equipment from anywhere over the internet – also using mobile devices
- Utilise interactive dashboard views to see statistics from all clinics or individual locations and equipment
- Monitor trends and changes to clinic operations using informative graphics
- Allow stakeholders (such as service technicians) to securely access equipment information

Real-time monitoring of day-to-day operations for clinic staff with Romexis® Clinic Management



Advanced operational data analytics for business stakeholders with Romexis® Insights



Choose your best companion

We are proud to present Planmeca's world-leading range of dental units. **Planmeca Sovereign® Classic** is our flagship dental unit and an ideal solution for the needs of special dentistry. The compact and lightweight **Planmeca Compact™ i5** has been designed to make daily routines smooth and efficient for the entire dental team. **Planmeca Compact™ i Classic** is a cost-effective solution for general dentistry, while the independent **Planmeca Chair™** is the perfect partner to combine with a mobile cart. We hope you will find the best fit for your needs.



Planmeca Chair™



Planmeca Compact™ i Classic



Planmeca Compact™ i5



Planmeca Sovereign® Classic

Planmeca Sovereign® Classic

Give your patients the royal treatment

Our exquisite Planmeca Sovereign® Classic dental unit is a combination of intelligent engineering, breakthrough technology, and distinctive design. This highly adaptable dental unit is an ideal solution for the needs of special dentistry. It helps you ensure that your patients always receive the very best treatment.



Planmeca Sovereign® Classic

True adaptability



For
demanding
clinical
needs

Clever design details

Planmeca Sovereign® Classic has been designed with ergonomics, comfort, and usability in mind. The compact and slim cuspidor makes the unit the perfect choice for any treatment room. The user-centered design offers unparalleled ease of use for both you and your assistant. The tilting seat keeps the patient optimally positioned during whole treatment session.

Perfect ease of use

Plug your preferred instruments on the 6-position instrument console and use the unit easily through the multilingual touch screen from day one. Position your unit the way you want with the left/right swivel function of the cuspidor and chair.

A multitude of possibilities in one treatment room

The swivel function of Planmeca Sovereign Classic provides exceptional new treatment possibilities. The entire unit can be moved effortlessly for different specialty treatment needs – such as CAD/CAM, implantology, laser treatment, prosthodontics or even anaesthesia – all in the same room. All the necessary specialty equipment and materials can be organised for the most seamless and efficient clinical workflow possible. The dental unit also provides the possibility to integrate a microscope or a surgical micromotor.



The left/right swivel function allows the dental unit to be moved effortlessly for different specialty treatment needs.

The swivel function brings added flexibility and comfort to patient consultation, and helps to optimise the use of space.

Planmeca Compact™ i5

Designed to last – made to perform

The sleek and compact Planmeca Compact™ i5 dental unit provides unparalleled ergonomics and is extremely easy and simple to use. Lightweight yet powerful, the unit has been designed to offer the smoothest possible workflow for the dental team and the most enjoyable treatment experience for patients of all sizes and ages.



Planmeca Compact™ i5

Compact, yet powerful

The smoothest possible workflow

Planmeca Compact™ i5 has been designed to offer the smoothest possible workflow for the entire dental team. Its lightweight design and smooth movements help you to maintain an ergonomic working position throughout the day. Everything is within easy reach, making everyday work effortless and enjoyable.

Faster routines for a faster patient flow

In Planmeca Compact i5, all the essential infection control functions are integrated and neatly organised in their own compartments. The cleaning procedures are automated, and the LED indicator on the dental unit informs about their status. These functions help to speed up infection control, which in turn means a faster patient flow and improved quality assurance. Planmeca Compact i5 is the perfect answer to the growing demands of today's dentistry.

Five generations of continuous improvement

Our **Planmeca Compact™** dental unit range has over 50,000 users around the world. They have provided us with continuous and valuable feedback, which has enabled us to refine our most popular dental unit model so that it caters to the needs of today's and tomorrow's dental professionals. Planmeca Compact i5 is the culmination of five generations of continuous improvement.

The way you want it

There are as many working preferences as there are dental care professionals. Planmeca Compact i5 offers several delivery systems and a wide instrument range for you to choose from to meet your specific needs and requirements.

- 1 Over-the-patient delivery arm 520 mm with balanced instrument arms
- 2 Over-the-patient delivery arm 340 mm with balanced instrument arms
- 3 Over-the-patient delivery arm with hanging tube instruments
- 4 Side delivery with hanging tube instruments



Planmeca Compact™ i Classic

The ideal choice for the needs of general dentistry

Planmeca Compact™ i Classic is the ideal choice for the needs of general dentistry – a cost-effective dental unit with all the essential functionalities.

Quick and easy operations

Planmeca Compact™ i Classic can be equipped with either balanced instrument arms, or hanging tube instruments. Its standard set-up features all necessary instruments.

All instrument adjustments can be performed conveniently from the dental unit keyboard. As is the case with other Planmeca dental units, Planmeca Compact i Classic is equipped with a multifunctional foot control for chair, unit and instrument control.



Planmeca Chair™

Excellent working ergonomics for the dental team

The versatile, optimally designed features of the independent Planmeca Chair™ provide great working ergonomics. It is well-suited for surgical treatments and can also be equipped with the Planmeca Compact™ i mobile cart.



Easy swiveling provides flexibility

The 180-degree swivel function allows the chair to be swiveled 90 degrees left and right. This is a valuable feature when using an intraoral X-ray unit or other auxiliary equipment. The swivel function provides a unique freedom for clinic design and is especially appreciated when space is limited.

Large and solid tray

There is a large and solid cast aluminium tray above the patient for orthodontic and surgical treatments. The tray is easy to move with outstanding load bearing capacity.

Practical design details

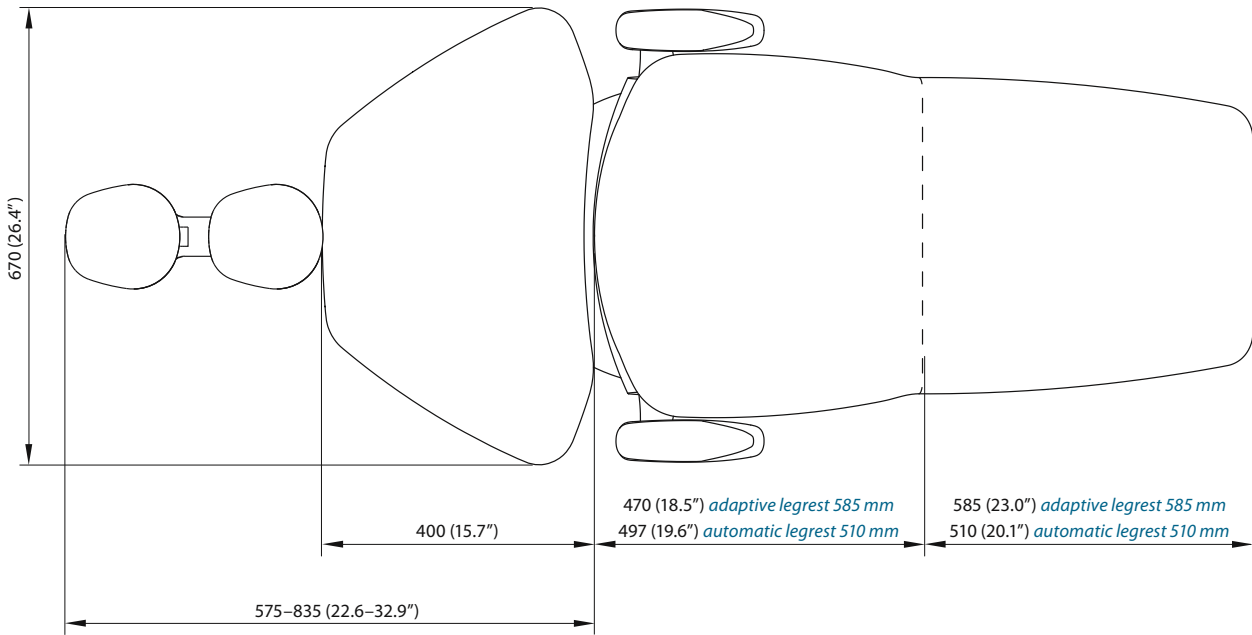
The double articulated headrest allows comfortable positioning of the patient's head and provides good access to the treatment area. Thanks to the smooth and lightweight headrest length adjustment, the chair can be easily adapted for patients of all sizes.



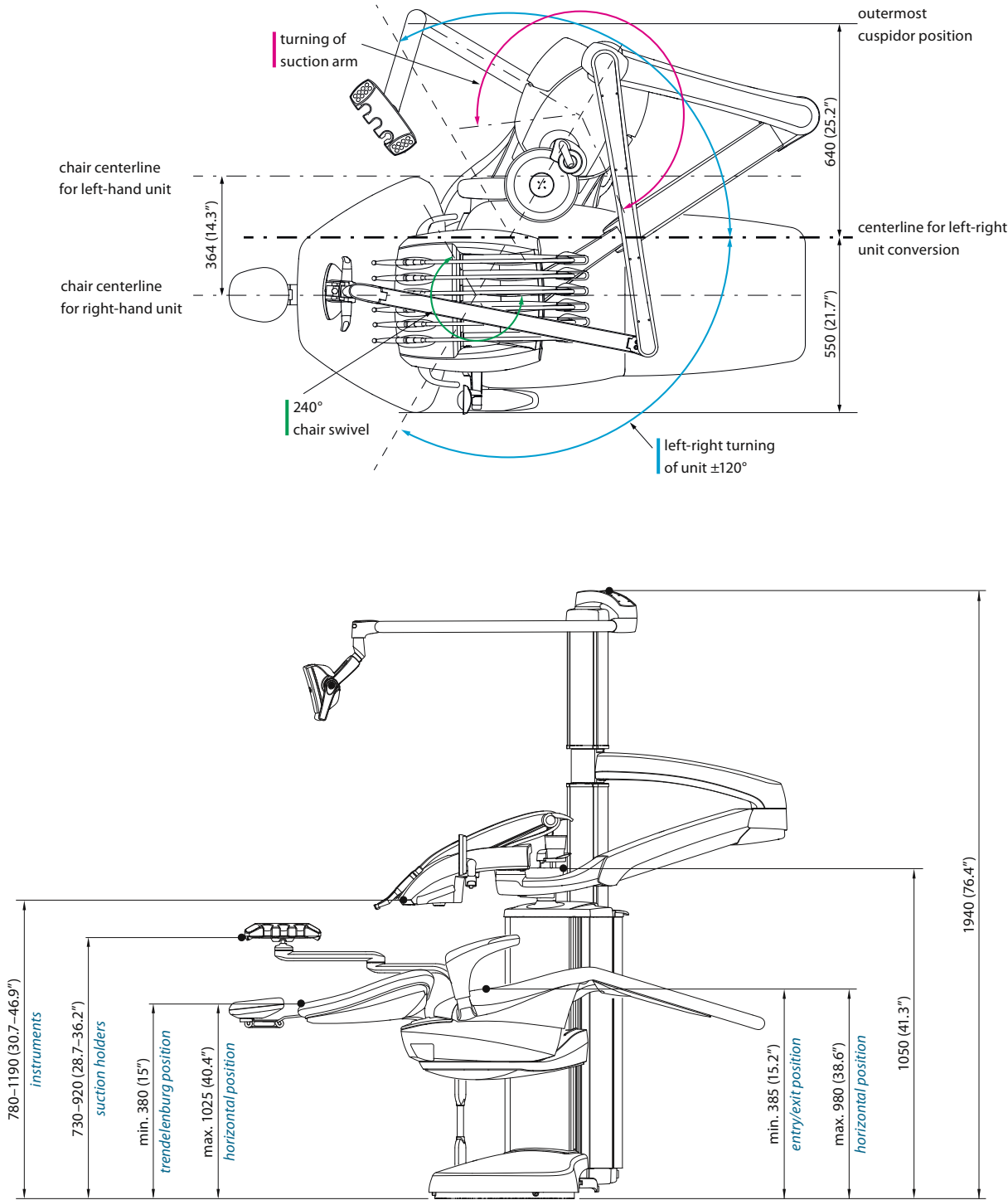
Planmeca Sovereign® Classic

Technical specifications

Delivery system	Over-the-patient delivery with balanced instrument arms Over-the-patient delivery with hanging tube instruments
Power requirements	100–240 VAC
Mains frequency	50/60 Hz
Water inlet pressure	180–900 kPa (26–130 psi)
Air inlet pressure	550–900 kPa (80–130 psi)
Weight	200 kg (440 lbs)
Mounting	To be fixed to the floor
Frame	Cast aluminium alloy
Colour	White (RAL 9016)



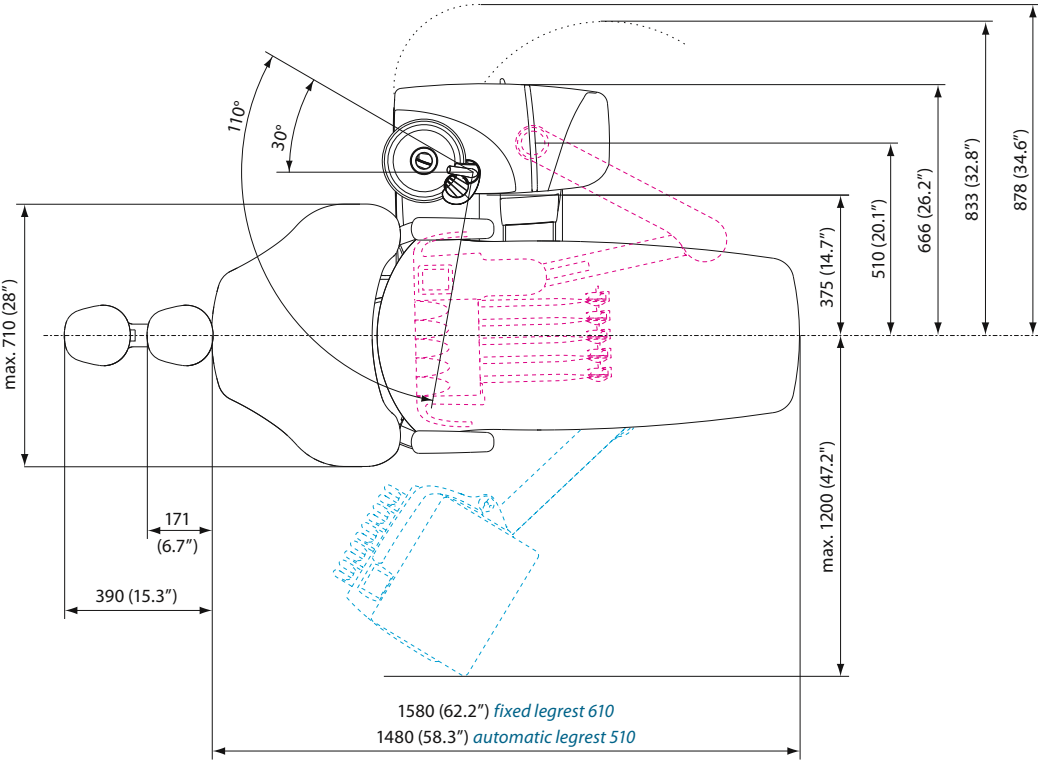
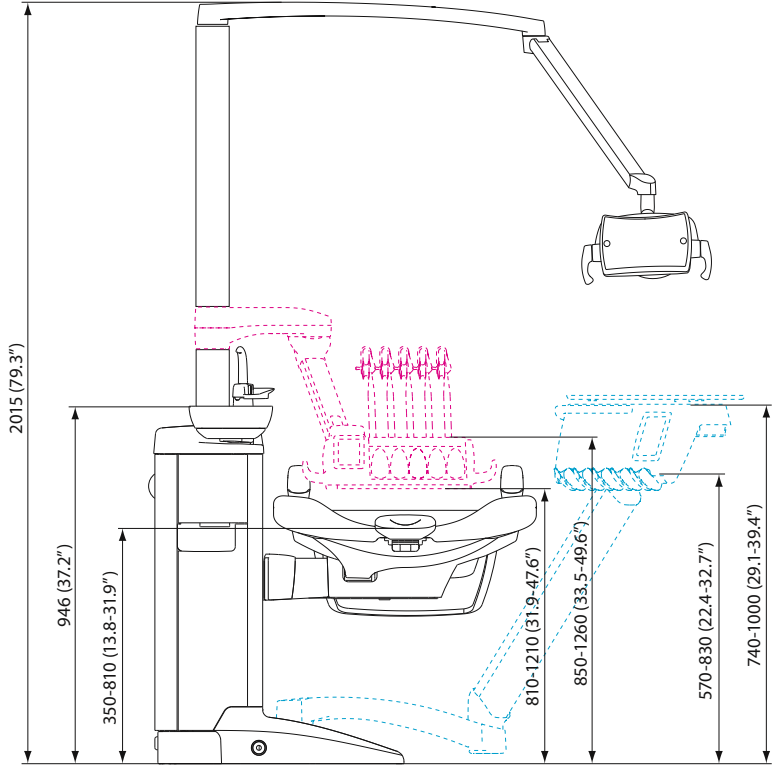
Over-the-patient delivery with balanced instrument arms



Planmeca Compact™ i5

Technical specifications

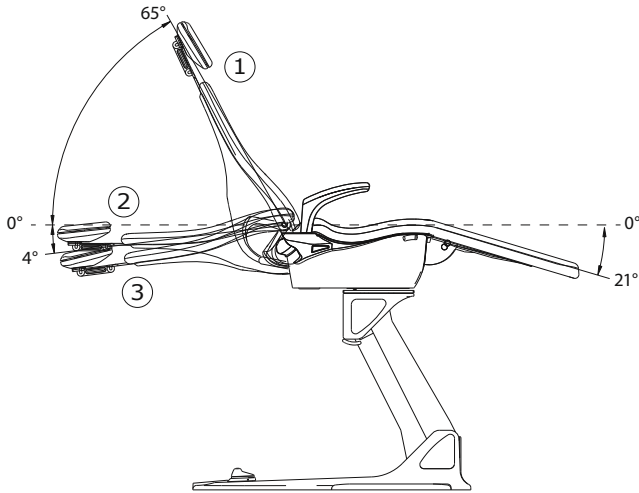
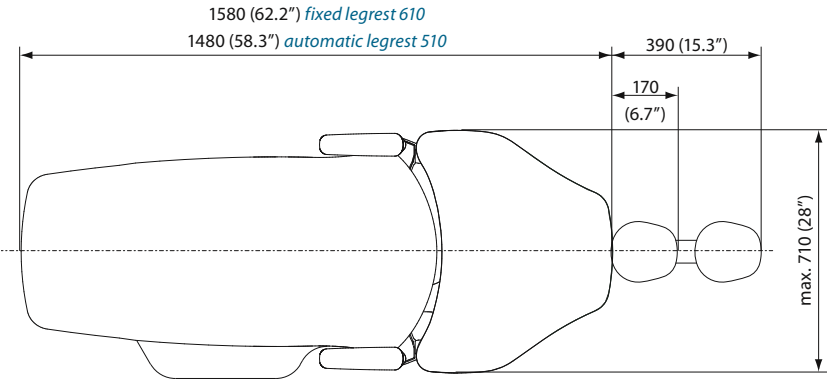
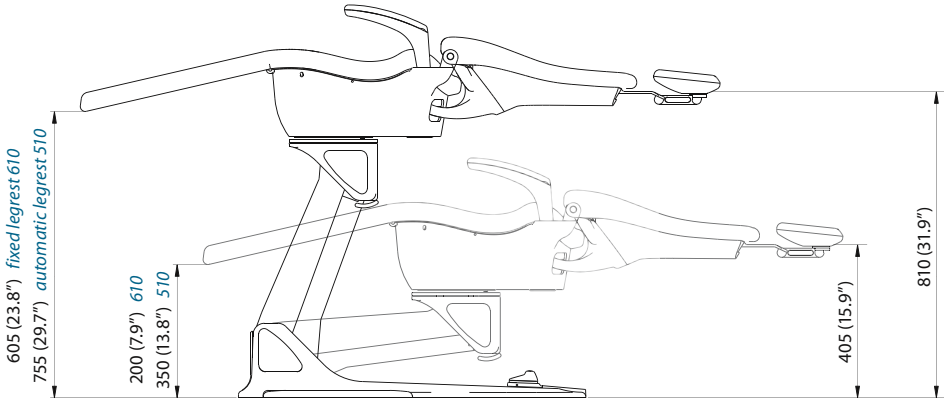
Delivery system	Over-the-patient delivery with balanced instrument arms Over-the-patient delivery with hanging tube instruments Side delivery with hanging tube instruments
Power requirements	100 VAC, 115 VAC, 220–240 VAC
Mains frequency	50/60 Hz
Water inlet pressure	300–900 kPa (43–130 psi)
Air inlet pressure	550–900 kPa (80–130 psi)
Weight	160 kg (353 lbs)
Mounting	To be fixed to the floor
Frame	Cast aluminium alloy
Colour	White (RAL 9016)



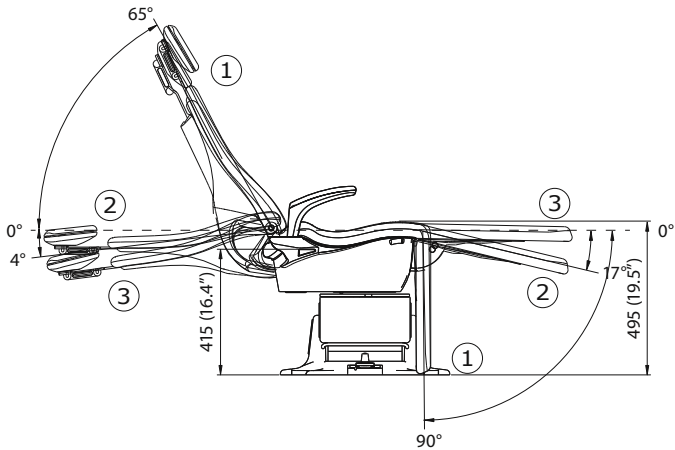
Planmeca Chair™

Technical specifications

Power requirements	100 VAC, 115 VAC, 220–240 VAC
Mains frequency	50/60 Hz
Swivel	±90°, total 180°
Weight	120 kg (265 lbs)
Mounting	To be fixed to the floor Mobile version as an option
Frame	Cast aluminium alloy
Colour	White (RAL 9016)



The fixed legrest has optimum knee angulation.



The optional automatic legrest can be used when the chair is swivelled 90° to the right or left.



Planmeca Oy designs and manufactures a full line of industry-leading dental equipment, including 3D and 2D imaging devices, CAD/CAM solutions, dental care units and software. Planmeca Oy, the parent company of the Finnish Planmeca Group, is strongly committed to better care through innovation, and it is the largest privately held company in the field.

Follow us on social media!



PLANMECA

Asentajankatu 6 | 00880 Helsinki | Finland | tel. +358 20 7795 500 | fax +358 20 7795 555 | sales@planmeca.com | www.planmeca.com

Images may contain optional items not included in standard delivery. Available configurations and features may have country or area specific variations.
Some products displayed above may not be available in all countries or areas. Rights for changes reserved.

Planmeca, All in one, Anatomat Plus, Cobra, Comfy, DentoVac, Digital perfection, Economat Plus, Elegant, Flexy, Mini-dent, Perio Fresh, PlanEasyMill, Planmeca 4D, Planmeca AINO, Planmeca ARA, Planmeca CAD/CAM, Planmeca CALM, Planmeca Chair, Planmeca Clarify, Planmeca Compact, Planmeca Creo, Planmeca Emerald, Planmeca FIT, Planmeca Intra, Planmeca iRomexis, Planmeca Lumion, Planmeca Lumo, Planmeca Maximity, Planmeca Minea, Planmeca Minendo, Planmeca Minetto, Planmeca mRomexis, Planmeca Noma, Planmeca Olo, Planmeca Online, Planmeca PlanCAD, Planmeca PlanCAM, Planmeca PlanClear, Planmeca PlanDesk, Planmeca PlanID, Planmeca PlanMill, Planmeca Planosil, Planmeca PlanPure, Planmeca PlanScan, Planmeca PlanView, Planmeca ProCeph, Planmeca ProFace, Planmeca ProLD, Planmeca ProMax, Planmeca ProModel, Planmeca ProOne, Planmeca ProScanner, Planmeca ProSensor, Planmeca ProX, Planmeca Romexis, Planmeca Serenus, Planmeca SingLED, Planmeca SmartGUI, Planmeca Solanna, Planmeca Sovereign, Planmeca Ultra Low Dose, Planmeca Vision, Planmeca Viso, Planmeca Verity, Planmeca Waterline Cleaning System, Planmeca Xtremity, Proline Dental Stool, ProTouch, Saddle Stool, SmartPan, SmartTouch, Trendy, and Ultra Relax are registered or non-registered trademarks of Planmeca in various countries.

10032811/0219/en