

LMRondoPlus

INSTRUMENT SHARPENING MACHINE



feel the difference

The sharpest blade




Regular servicing of hand instruments is a dental care prerequisite. It is the foundation of safe, high-quality treatments.

In addition to cleanliness, instrument condition has a significant impact on the end result of a treatment as well as your and your patient's safety. When discussing hand instruments, a critical factor is the instrument blade. Only working with sharp instruments will ensure an optimal treatment result.





LM-RondoPlus is a simple and reliable sharpening machine, which is suitable for use with all hand instruments. LM-RondoPlus sharpens all hand instruments easily, quickly and precisely.


Regular sharpening allows you to work with a sharp instrument, which reduces the amount of strain on your hand and enhances safety from one treatment to the next. The service life of a regularly sharpened instrument is also longer than one that is not maintained well.

SHARP INSTRUMENT

- speed 
- control and feel 
- precision and effectiveness 

DULL INSTRUMENT

- feel 
- force required 
- strains 
- traumas 




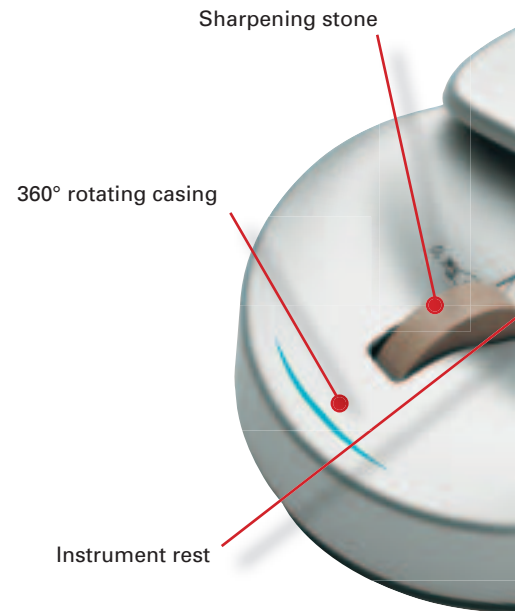

LMRondoPlus

Operation method

LM-RondoPlus is suitable for use with all hand instruments. Thanks to its simple operation method, learning how to use the machine takes only a few moments.

The ceramic sharpening stone is mounted in a casing, which can rotate 360°. The instrument being sharpened is placed on the instrument rest next to the sharpening stone. The lower rest position is for periodontal instruments while the upper position is for preparation instruments. The hand holding the instrument remains still – the instrument is sharpened by rotating the casing.

All hand instruments are sharpened with the same basic technique. LM-RondoPlus sharpens all hand instruments, whether they are periodontal or preparation instruments, or have convex or straight cutting edges.

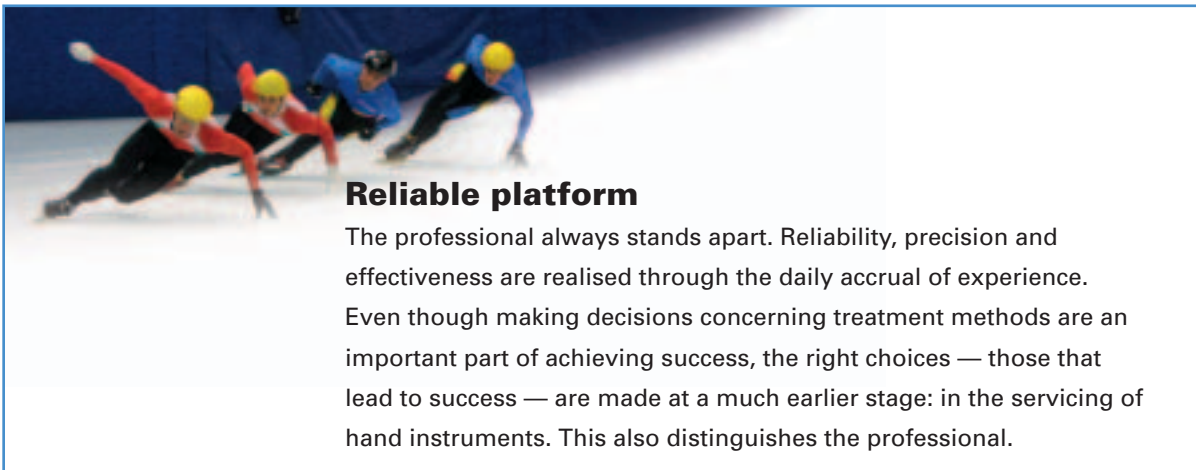


The LM-RondoPlus sharpening machine does not require separate grinding solutions. RondoPlus sharpens instruments in just a few seconds, while preserving their original form.

Comprehensive system



LM-RondoPlus is equipped with LM-Fingo sharpness test sticks, which can be mounted on either side of the machine or worn on the finger. Sharpness is easy to test by drawing the instrument lightly along LM-Fingo.

There are three ceramic sharpening stone grits available for the LM-RondoPlus sharpening machine. Sharpening stones can be easily and quickly changed.




Reliable platform

The professional always stands apart. Reliability, precision and effectiveness are realised through the daily accrual of experience. Even though making decisions concerning treatment methods are an important part of achieving success, the right choices — those that lead to success — are made at a much earlier stage: in the servicing of hand instruments. This also distinguishes the professional.



Sharpening example

The sharpening of all different types of instruments can be easily done using the same simple basic technique. The instrument is held in place on the instrument rest with one hand, while the sharpening stone is rotated around the blade with the other.



1. Correct instrument rest



2. Starting position – face horizontal



3. Sharpening – the stone is rotated around the blade



4. Sharpness testing

Easy for everyone

With clear, simple instructions, anyone can learn how to sharpen! Included with the LM-RondoPlus sharpening machine, the interactive CD-ROM user guide contains detailed instructions on the sharpening of different hand instruments, machine features and the necessary servicing procedures. The package also includes an illustrated quick-reference guide, which gives the user instructions on the commonly used sharpening approaches with just a quick glance.



Congratulations!

In addition to the sharpening machine, the properties of the instruments themselves play a key role in the end sharpening result. After conducting an ambitious study, LM-Instruments introduced the absolute state-of-the-art in industry metallurgy, with its LM-DuraGrade instrument steel. The metallurgical properties of this specialised steel ensure easy and fast sharpening, long-lasting sharpness and optimal precision and feel. According to an independent study, LM-DuraGrade is the most highly wear-resistant hand instrument steel*.

*Dr. Tech. Aino Helle, Research of the wear resistance of curettes. Finnish Dental Journal 2001, 1-2; Vol. VIII, pp. 8-14.

LMRondoPlus

Sharpens your instruments

Easily

Sharpening hand instruments is easy with the right tools. Different sharpening needs and individual sharpening techniques were taken into consideration in the design of LMRondoPlus. LMRondoPlus sharpens both convex and straight cutting edges, while preserving the original form of the blade.

Quickly

LMRondoPlus is always ready to use. You can sharpen all hand instruments quickly and reliably in just a few seconds. LMRondoPlus allows you to sharpen without any complex adjustments, instrument mounts or grinding solutions. The foot pedal further enhances user comfort.

Safely

LMRondoPlus sharpens instruments at a low rotational speed. The instrument blade does not heat up and its steel properties are not altered. What's more, blade wear is kept to a minimum.

Features

- + Sharpening machine designed for use with all hand instruments
- + Easy-to-use and fast sharpening technique
- + Preserves the original form of the blade
- + Minimal metal wear
- + Can be operated by right or left-handed users
- + Sharpens without grinding solutions
- + Easy to keep clean
- + Minimal maintenance required
- + Several sharpening stone alternatives available





Technical specifications

LM-RondoPlus

LM 8600

Package includes: sharpening machine, sharpening stone (400 grit), foot pedal, two LM-Fingo test sticks, emery tapes, interactive CD-ROM user guide and quick-reference guide.

Input voltage: 230 V or 115 V AC

Output voltage: 12 V DC

Power (max.): 4.5 W

Sharpening stone: fine-grained ceramic stone (400 grit)

Rotational direction: rotates in both directions; selected with rocker switch

Rotational speed: approx. 300 rpm (w/o load)

On/Off switch: foot pedal and/or rocker switch

Spare parts

| | |
|---|---------|
| Sharpening stone, 600 grit | LM 8660 |
| Sharpening stone, 400 grit (coarser) | LM 8640 |
| Sharpening stone, 320 grit (coarsest) | LM 8632 |
| LM-Fingo (2) | LM 8602 |
| LM-Fingo (6) | LM 8606 |
| Foot pedal | LM 8630 |
| Emery tapes (5) | LM 8550 |
| CD-ROM user guide + quick-reference guide | LM 8686 |

LM-Instruments Oy
Planmeca Group
P.O. Box 88 (Norrbyn rantatie 8)
FIN-21601 Parainen
Finland
Tel: +358 2 4546 400
Fax: +358 2 4546 444
info@lminstruments.com
www.lminstruments.com

Contact your local dealer!

LM Functioning Whole

LM instruments



LM-Servo



LM-ProColor

